

DEPARTMENT OF TRADE, INVESTMENT & INNOVATION

FACTS & FIGURES 2018

THEMATIC AREAS

7

- Improving the Business Environment
- Industrial Modernization & SME Clustering
- Mobilizing Responsible Investment & Sustainable Technologies
- Boosting Innovation
- Promoting Quality & Standards
- Facilitating Trade
- Boosting Pharmaceutical Production

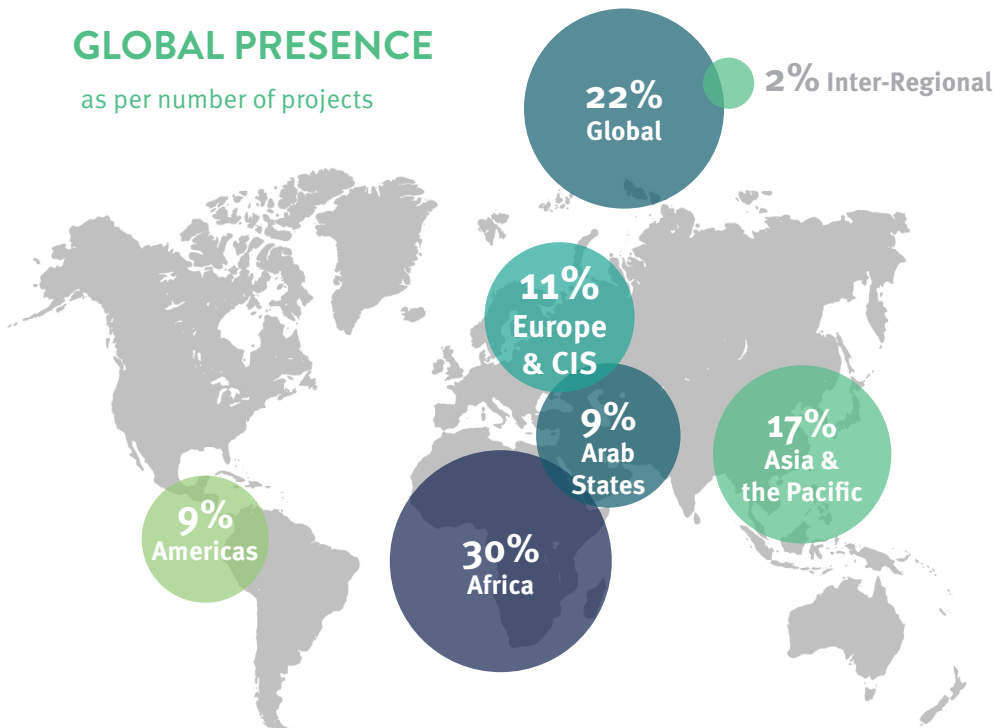
TECHNICAL COOPERATION



121 projects
27 global programmes
16 (inter-)regional projects
75 countries worldwide
\$ 33.300.000
total volume of implementation

GLOBAL PRESENCE

as per number of projects

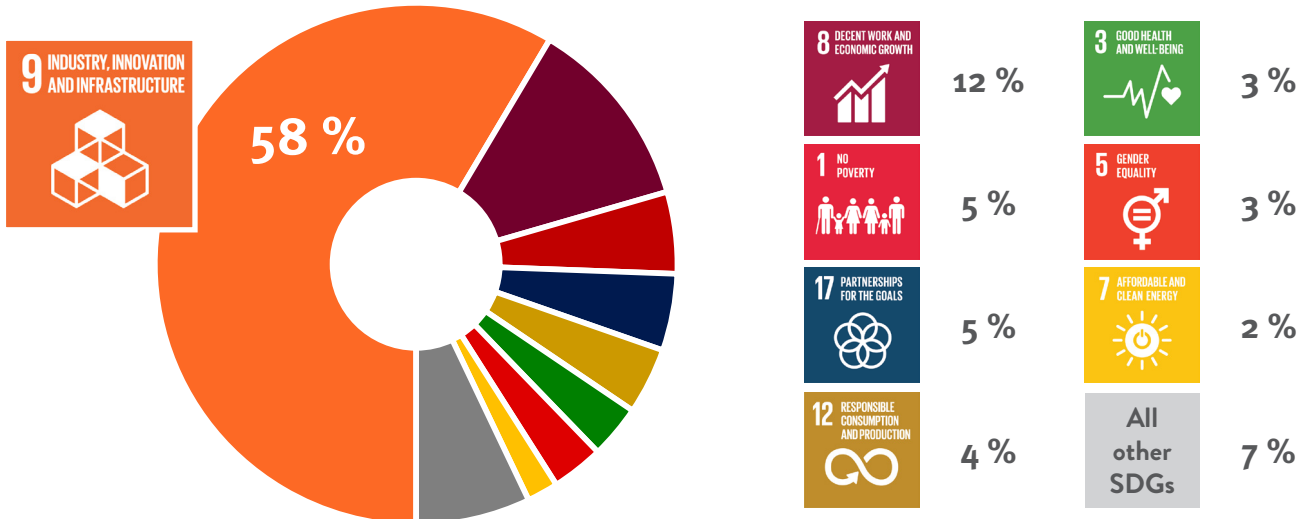


LEAST DEVELOPED COUNTRIES (LDCs)




21 projects in 13 Least Developed Countries (LDCs)
18 LDCs supported through 16 regional projects

TII CONTRIBUTION TO THE SDGs



CAPACITY BUILDING IN THE FIELD



675 trainings
144 study tours
117 expert group meetings
31,269 participants

COMPETENCY DEVELOPMENT AT HQ



3 technical trainings
21 awareness sessions
1,133 person-hours trained

GLOBAL FORUM



72 events with
16,223 participants
54 technical publications
3 online trainings

- Quality Infrastructure and Trade
- E-Commerce
- Impact Investment

COMMUNICATION & ADVOCACY



62 TII press releases
78 TII news flash
1 online platform
21 project websites
119 project brochures
195 videos